

Automatic Bark Spray Collar Owner's Manual

Automatic Spray Bark Control Collar



Please read this user manual carefully before using

1. Function of bark control collar

Thank you for choosing our product. With the increasing improvement of people's living standard, people pay more and more attention to the quality of pets' life, and more and more people regard pets as a member of their family. However, sometimes, dogs can't control their nature, and their barking often disturbs people's daily life to put their owners at risk from potential complaints from the neighbors. So people invented a product that can restrain dogs from barking, i.e., bark control collar.

2. Category of this product

This product is a spray type bark control collar. When the dog is barking, this product will spray out gas to produce a kind of sound and smell to make the dog stop barking; after a period of use and training, the dog will become accustomed to the collar and will no longer bark.

3. Users' concerns

① Is this product harmful to dogs ?

Answer: the spray accord with environmental protection requirement, and it will not cause harm to the environment, human beings and pets.

② Will the dogs become dumb after a period of use ?

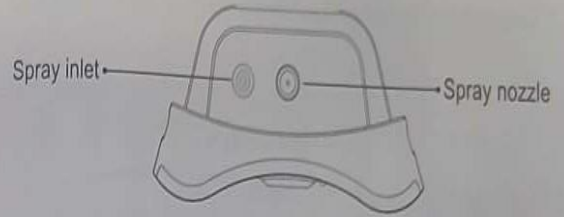
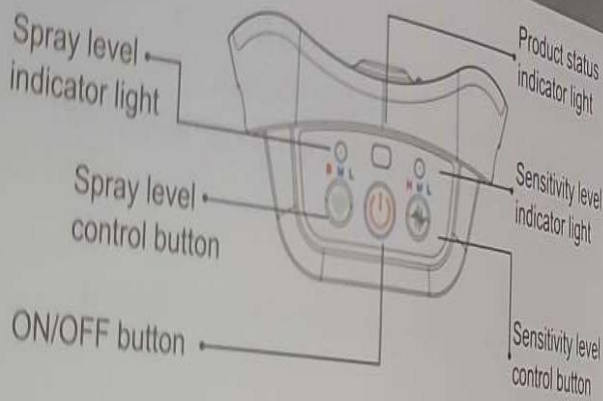
Answer: No. This product is provided with a humanized design. The product will give a sound warning when the dog barks for the first time. If the dog does not bark again within a short period of time, the product will not be triggered to spray; meanwhile, this product has several sensitivity levels for adjustment, and the dog owner can restrain the dog from barking depending on how loudly the dog sounds. The purpose of this product is to restrain dogs rather than control them.

③ Will this product be triggered by the bark from a nearby dog ?

Answer: No. In the outdoor environment, the trigger rate of this product due to misjudgment caused by the external sound is 0; in the indoor environment, this rate is lower than 1% (about 20 square meters); this rate in the car is about 5%.

- ...all dogs: effective in 1 to 3 weeks, effectiveness rate: 95%
- ② Medium dogs: effective in 1 to 4 weeks, effectiveness rate: 90%
- ③ Large dogs: effective in 2 to 5 weeks, effectiveness rate: 80%
- ④ Extra-large dogs: effective in 3 to 8 weeks, effectiveness rate: 60%

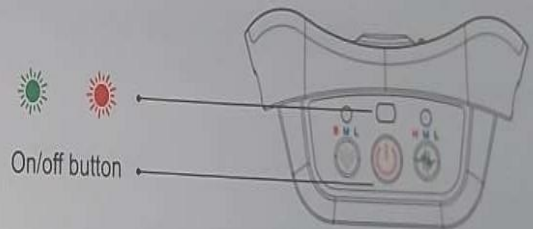
SETTING AND OPERATION



SETTING AND OPERATION OF FUNCTIONS

1. Turn on/ Turn off

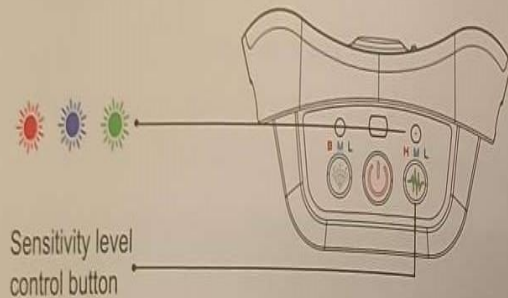
- ① Press and hold the power button for 2s to turn on.



Power on: The green light will last 3 seconds and with two beep.

- ② Press and hold the power button for 2s to turn off.
Turn off state: The red indicator lamp will flash for 3 times.

2: Sensitivity level adjustment



- ① High sensitivity level(H): the indicator light will become red
- ② Medium sensitivity level(M): the indicator light will become blue
- ③ Low sensitivity level(L): the indicator light will become green

Notes:

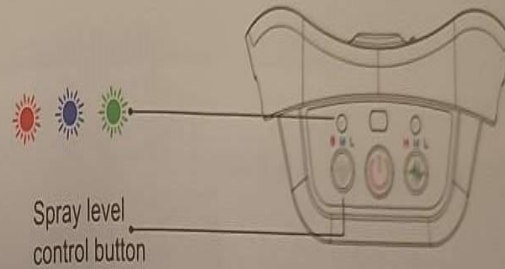
The high sensitivity level is suitable for dogs whose bark has a low sound level.

The medium sensitivity level is suitable for dogs whose bark has a medium sound level.

The low sensitivity level is suitable for dogs whose bark has a high sound level.

A reasonable adjustment of sensitivity reflects a more humanized design.

3. Spray level adjustment

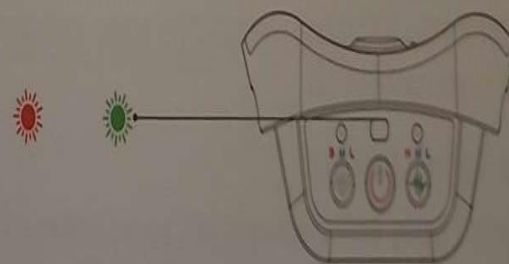


- ① High spray level(B): Red indicator light
- ② Medium spray level(M): Blue indicator light
- ③ Low spray level(L): Green indicator light

Note:

Adjust the level of the spray according to the effectiveness of the dog

4. standby state

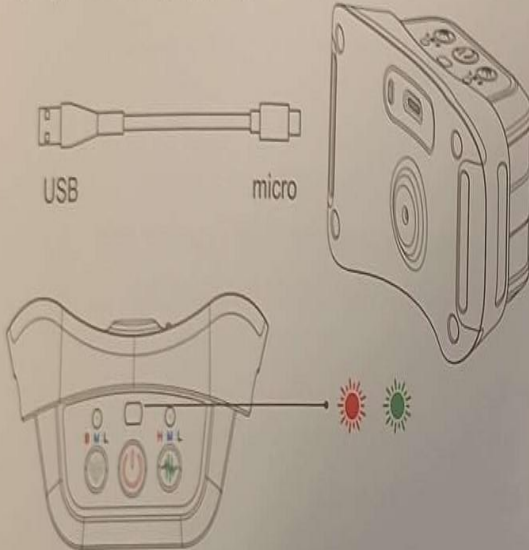


- ① If the battery is sufficient, the green indicator light will flash once every 8 seconds.
- ② If the low battery, the red indicator light will flash 3 times every 8 seconds.

GUIDELINE ON CHARGING/ SPRAY REFILL OPERATION

1. Charging

① Type of charging plug is micro



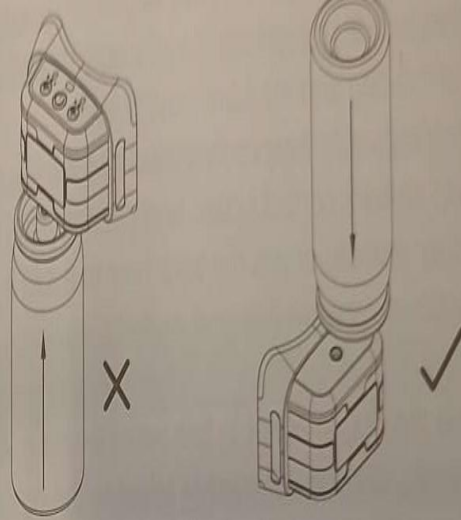
② Charging state: the red indicator light is permanently on

③ State after being fully charged: the green indicator light is permanently on

2. Spray refill operation

When no spray or little spray is out, spray refilling is required. Before spray refilling, the device must be turned off. Place the spray filling bottle perpendicular to the spray inlet and fix it, press the spray bottle into the spray inlet, hold for 10-15s, take it down, and then turn on again to use.

7



3. Number of permitted operations with full gas

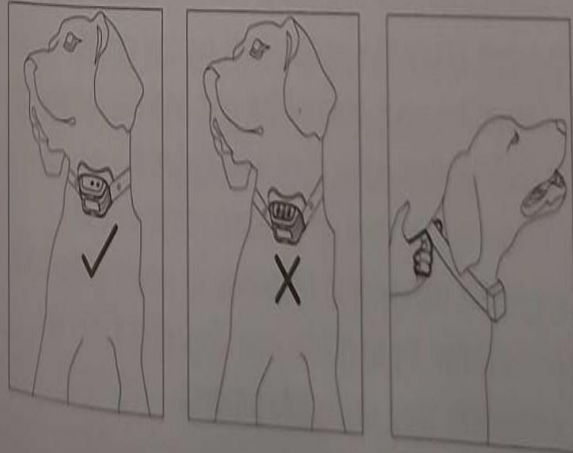
Number of spraying operations at high level: 20

Number of spraying operations at medium level: 28

Number of spraying operations at low level: 35

PRECAUTIONS FOR USE

1. Wearing direction




8


2. Wearing comfort: prevent any excessive pressure, and ensure that a finger can be placed between the neck of the dog and the bark control collar.
3. A few dogs may become agitated and irritable when wearing an bark control collar, and get confused by the spray warning or are not sure how to avoid it. At this moment, you need to give a gentle guidance to your dog and comfort it, and use the correct method to guide the dog to adapt to this spray warning. After a few trials, the dog will quickly adapt to the collar.
4. This product is suitable for large, medium and small dogs, and it shall not be used for any other purposes which are not described in this manual.
5. Wearing an bark control collar for a too long period may cause a harm to the dog similar to bed sore, namely compression skin necrosis. To reduce this possibility, please do use the correct wearing method.
6. Check your dog's neck frequently for any rash or pain.
7. Supervise your dog in the first day or two days after your dog starts to wear an bark control collar.
8. Clean the neck area of the dog and the sensor of the bark control collar on a weekly basis.
9. If your dog shows an extreme resistance or dangerous behavior in response to wearing the bark control collar, try to guide your dog, and if you fail, immediately stop using this product .

10. We recommend the use of this product for dogs aged 6 months or more and weighing 8 pounds or more.
11. Don't wear this product on your dogs for no more than 12 hours a day.


TROUBLESHOOTING


1. The working sound of the solenoid valve is heard, but no sprayed is out.
 - ① The container has no or too little spray: refill the container.
 - ② The nozzle is blocked: clear the foreign matters at the nozzle.
2. The product doesn't work and it fails to spray gas.
 - ① The sensitivity is too low and the sound is not loud enough to drive the collar: adjust the sensitivity level.
 - ② Foreign matters at the receiving port of the sound sensor affects the sound transmission: clear foreign matters at the receiving port of the sensor.
 - ③ The voltage is too low: recharge the collar.

 This symbol means that the product has been CE certified, and any product with CE mark is proved in compliance with the local regulations of EEAs.

 This symbol means that the electromagnetic interference of the equipment is lower than the limit approved by the Federal Communications Commission.

Disposal of package: The package shall be disposed by type.

-  • Disposed as waste papers for cardboards and cartons
- Recycling for packaging cases

 Disposal system: The disposal system shall be applicable to EU and other European countries and capable of collecting recyclable materials by category.

1. If you find a problem within 30 days of the product, you need to take a video or picture of the faulty product. After confirmation by the customer service personnel, you return the product. The product with a quality problem must be returned within 7 days, and the alternative product can be sent out after receipt.

2. If the product is found to have a quality problem during the one-year warranty period, the customer can return it and pay the freight only. If there is something wrong with the product, we will repair it free of charge.

3. This warranty complements other rights and remedies specified. According to law, for major failures and any other compensations, you are entitled to a replacement or refund in case of reasonably foreseeable losses or damages

4. You are also entitled to a repair or replacement according to the following circumstances: the quality of the goods is not up to standard and the failure does not constitute a major failure. If you have any questions or need more information, please contact our customer service personnel.